



# TruBond 1000

Pint, Quart and Half Gallon Labels: 4" w x 3" t

Shake Well	 	
	facebook.com/ TruBondTanning	
<b>TruBond 1000</b>		
<b>Tan Application:</b> (Basic Instructions)		
1. Pickled skin should be neutralized and free of excess moisture. 2. Skin side up on a flat surface. Liberally apply TruBond 1000 to the entire skin. <b>Example:</b> 12 oz's. of TruBond 1000 is enough for a XXL whitetail cape measuring 8" X 22" X 24". 3. Let the tan soak for 2 hours. <b>Option #1:</b> The skin can then be folded skin to skin,	placed in a plastic bag and sweated overnight in a refrigerator. Then freeze or mount. <b>Option #2:</b> Hang the skin to dry completely. Rehydrate in a solution of 1/4 lb. salt and 1 oz. Lipa-Solve 55 per gallon of warm water. Then freeze or mount. 4. Before mounting a light wash is recommended. Use a handful of salt with bit of Lipa-Solve 55 degreaser. Wash and rinse.	
Avoid eye and skin contact. May be harmful or fatal if swallowed. Keep container closed and store in a cool place away from open flames. Handle with care using good industrial practices.	<b>Sales and Support</b> <a href="http://www.TruBondTanning.com">www.TruBondTanning.com</a> 989-600-0869	

Gallon and 5 Gallon Bucket Labels: 5.5" w x 4" t

Shake Well	 	
	Talk TruBond tanning with us at: <a href="http://facebook.com/TruBondTanning">facebook.com/TruBondTanning</a>	
<b>TruBond 1000</b>		
<b>Tan Application:</b> (Basic Instructions)		
1. Pickled skin should be neutralized and free of excess moisture. 2. Skin side up on a flat surface. Liberally apply TruBond 1000 to the entire skin. <b>Example:</b> 12 ozs. of TruBond 1000 is enough for a XXL whitetail cape measuring 8" X 22" X 24". 3. Let the tan soak for 2 hours. <b>Option #1:</b> The skin can then be folded skin to skin,	plastic bag and sweated overnight in a refrigerator. Then freeze or mount. <b>Option #2:</b> Hang the skin to dry completely. Rehydrate in a solution of 1/4 lb. salt and 1 oz. Lipa-Solve 55 per gallon of warm water. Then freeze or mount. 4. Before mounting a light wash is recommended. Use a handful of salt with bit of Lipa-Solve 55. Wash and rinse.	
Avoid eye and skin contact. May be harmful or fatal if swallowed. Keep container closed and store in a cool place away from open flames. Handle with care using good industrial practices.	<b>Sales and Support</b> <a href="http://www.TruBondTanning.com">www.TruBondTanning.com</a> 989-600-0869	

# TruBond 1000B

Pint, Quart and Half Gallon Labels: 4" w x 3" t

**Shake Well**

**TRUBOND**  
TANNING PRODUCTS, LLC  
FORMULATED FOR SUCCESS

 [facebook.com/TruBondTanning](https://www.facebook.com/TruBondTanning)

**TruBond 1000B**

**Tan Application:** (Basic Instructions)

1. Pickled skin should be neutralized and free of excess moisture.
2. Skin side up on a flat surface. Liberally apply TruBond 1000B to the entire skin.
3. Let TruBond 1000B soak into the BACK SKIN for 2 hours. Hang the skin to dry.
4. As the skin dries and is worked, you should observe "loosening" of the fibers and a lightening of the leather.

Every 12 hours tug the skin in all directions for 1-2 minutes. Repeat for 2 days. Hide should remain soft and supple.


Avoid eye and skin contact. May be harmful or fatal if swallowed. Keep container closed and store in a cool place away from open flames. Handle with care using good industrial practices.

**Sales and Support**  
[www.TruBondTanning.com](http://www.TruBondTanning.com)  
989-600-0869

Gallon and 5 Gallon Bucket Labels: 5.5" w x 4" t

**Shake Well**

**TRUBOND**  
TANNING PRODUCTS, LLC  
FORMULATED FOR SUCCESS

 **Talk TruBond**  
tanning with us at:  
[facebook.com/TruBondTanning](https://www.facebook.com/TruBondTanning)

**TruBond 1000B**

**Tan Application:** (Basic Instructions)

1. Pickled skin should be neutralized and free of excess moisture.
2. Skin side up on a flat surface. Liberally apply TruBond 1000B to the entire skin.
3. Let TruBond 1000B soak into the BACK SKIN for 2 hours. Hang the skin to dry.
4. As the skin dries and is worked, you should observe "loosening" of the fibers and a lightening of the leather.

Every 12 hours tug the skin in all directions for 1-2 minutes. Repeat for 2 days. Hide should remain soft and supple.

Avoid eye and skin contact. May be harmful or fatal if swallowed. Keep container closed and store in a cool place away from open flames. Handle with care using good industrial practices.

**Sales and Support**  
[www.TruBondTanning.com](http://www.TruBondTanning.com)  
989-600-0869

# Lubri-Stretch 1000

Pint, Quart and Half Gallon Labels: 4" w x 3" t

<b>Shake Well</b>	<b>TRUBOND</b> TANNING PRODUCTS, LLC FORMULATED FOR SUCCESS	 facebook.com/ TruBondTanning
<p><b>Lubri-Stretch 1000</b> – Highly concentrated, sulfated synthetically blended oil, that yields <b>SUPERIOR</b> stretch! When wet-tanning, it can be cut 4-1 with warm water. This oil is highly stable and can also be added to the pickle bath, if so desired. Its charge is <b>anionic</b>. Low odor.</p>		
Avoid eye and skin contact. May be harmful or fatal if swallowed. Keep container closed and store in a cool place away from open flames. Handle with care using good industrial practices.		Sales and Support <a href="http://www.TruBondTanning.com">www.TruBondTanning.com</a> 989-600-0869

Gallon and 5 Gallon Bucket Labels: 5.5" w x 4" t

<b>Shake Well</b>	<b>TRUBOND</b> TANNING PRODUCTS, LLC FORMULATED FOR SUCCESS	 Talk TruBond tanning with us at: facebook.com/ TruBondTanning
<p><b>Lubri-Stretch 1000</b> – Highly concentrated, sulfated synthetically blended oil, that yields <b>SUPERIOR</b> stretch! When wet-tanning, it can be cut 4-1 with warm water. This oil is highly stable and can also be added to the pickle bath, if so desired. Its charge is <b>anionic</b>. Low odor.</p>		
Avoid eye and skin contact. May be harmful or fatal if swallowed. Keep container closed and store in a cool place away from open flames. Handle with care using good industrial practices.		Sales and Support <a href="http://www.TruBondTanning.com">www.TruBondTanning.com</a> 989-600-0869

# Lubri Stretch 2000

Pint, Quart and Half Gallon Labels: 4" w x 3" t


			
			<a href="https://www.facebook.com/TruBondTanning">facebook.com/TruBondTanning</a>
<b>Lubri-Stretch 2000</b>			
<p><b>Lubri-Stretch 2000</b> – A high quality solvent oil replacement. This oil is specially blended for deep penetration and superior softness. Lubri-Stretch 2000 is recommended for use on any and <b>ALL</b> back skins and rug work. Its pH is 6, and its charge is <b>anionic</b>. Low odor.</p>			
<small>Avoid eye and skin contact. May be harmful or fatal if swallowed. Keep container closed and store in a cool place away from open flames. Handle with care using good industrial practices.</small>		<b>Sales and Support</b> <a href="http://www.TruBondTanning.com">www.TruBondTanning.com</a> <b>989-600-0869</b>	

Gallon and 5 Gallon Bucket Labels: 5.5" w x 4" t



			
			Talk TruBond tanning with us at: <a href="https://www.facebook.com/TruBondTanning">facebook.com/TruBondTanning</a>
<b>Lubri-Stretch 2000</b>			
<p><b>Lubri-Stretch 2000</b> – A high quality solvent oil replacement. This oil is specially blended for deep penetration and superior softness. Lubri-Stretch 2000 is recommended for use on any and <b>ALL</b> back skins and rug work. Its pH is 6, and its charge is <b>anionic</b>. Low odor.</p>			
<small>Avoid eye and skin contact. May be harmful or fatal if swallowed. Keep container closed and store in a cool place away from open flames. Handle with care using good industrial practices.</small>		<b>Sales and Support</b> <a href="http://www.TruBondTanning.com">www.TruBondTanning.com</a> <b>989-600-0869</b>	

# Lipa-Solve 55

Pint, Quart and Half Gallon Labels: 4" w x 3" t

<b>Shake Well</b>	 <p><b>TRUBOND</b> TANNING PRODUCTS, LLC <small>FORMULATED FOR SUCCESS</small></p>	 <a href="https://facebook.com/TruBondTanning">facebook.com/TruBondTanning</a>
<b>Lipa-Solve 55</b>		
<p><b>Rehydration Application:</b> (Basic Instructions)</p> <ol style="list-style-type: none"> <li>1. For best results warm water not exceeding 90 degrees should be used.</li> <li>2. Per gallon of water add 1/4 lb. of salt, 1 oz. of Lipa-Solve 55. For a natural bactericide use 1 oz. Citric Acid per gallon. Commercial bactericides can be used per manufacturer's instruction.</li> <li>3. Skin(s) should remain submerged in solution only as long as necessary to rehydrate. Time will vary depending on how long skin has been dry. 4-8 hours for an average deer but as long as 12 hours or overnight for a skin dried hard.</li> <li>4. Rehydration complete the skin needs to go into the pickle solution.</li> </ol>		
<p><small>Avoid eye and skin contact. May be harmful or fatal if swallowed. Keep container closed and store in a cool place away from open flames. Handle with care using good industrial practices.</small></p>	<p><b>Sales and Support</b>  <a href="http://www.TruBondTanning.com">www.TruBondTanning.com</a>  <b>989-600-0869</b></p>	

Gallon and 5 Gallon Bucket Labels: 5.5" w x 4" t

<b>Shake Well</b>	 <p><b>TRUBOND</b> TANNING PRODUCTS, LLC <small>FORMULATED FOR SUCCESS</small></p>	 <p>Talk TruBond tanning with us at: <a href="https://facebook.com/TruBondTanning">facebook.com/TruBondTanning</a></p>
<b>Lipa-Solve 55</b>		
<p><b>Rehydration Application:</b> (Basic Instructions)</p> <ol style="list-style-type: none"> <li>1. For best results warm water not exceeding 90 degrees should be used.</li> <li>2. Per gallon of water add 1/4 lb. of salt, 1 oz. of Lipa-Solve 55. For a natural bactericide use 1 oz. Citric Acid per gallon. Commercial bactericides can be used per manufacturer's instruction.</li> <li>3. Skin(s) should remain submerged in solution only as long as necessary to rehydrate. Time will vary depending on how long skin has been dry. 4-8 hours for an average deer but as long as 12 hours or overnight for a skin dried hard.</li> <li>4. Rehydration complete the skin needs to go into the pickle solution.</li> </ol>		
<p><small>Avoid eye and skin contact. May be harmful or fatal if swallowed. Keep container closed and store in a cool place away from open flames. Handle with care using good industrial practices.</small></p>	<p><b>Sales and Support</b>  <a href="http://www.TruBondTanning.com">www.TruBondTanning.com</a>  <b>989-600-0869</b></p>	

# Lipa-Solve 77

Pint, Quart and Half Gallon Labels: 4" w x 3" t

<b>Shake Well</b>		 facebook.com/ TruBondTanning
<b>Degrease Bath Application:</b> (Basic Instructions) <ol style="list-style-type: none"><li>1. 1 oz. of Lipa-Solve 77, 1/2 lb. of salt, per gallon of water at 90 degrees initially.</li><li>2. Depending on skin type, place in de-greasing bath for a minimum of 3-4 hours. Agitate frequently. For best results, de-greasing should be performed <b>AFTER</b> final shaving.</li><li>3. From pickle to de-greasing bath, back to pickle overnight, then to tanning steps.</li><li>4. Lipa-Solve 77 can also be used as a degreaser in the pickle (1 oz. per gallon).</li></ol>		
Avoid eye and skin contact. May be harmful or fatal if swallowed. Keep container closed and store in a cool place away from open flames. Handle with care using good industrial practices.		<b>Sales and Support</b> www.TruBondTanning.com 989-600-0869

Gallon and 5 Gallon Bucket Labels: 5.5" w x 4" t

<b>Shake Well</b>		 Talk TruBond tanning with us at: facebook.com/ TruBondTanning
<b>Degrease Bath Application:</b> (Basic Instructions) <ol style="list-style-type: none"><li>1. 1 oz. of Lipa-Solve 77, 1/2 lb. of salt, per gallon of water, at 90 degrees initially.</li><li>2. Depending on skin type, place in de-greasing bath for a minimum of 3-4 hours. Agitate frequently. For best results, de-greasing should be performed <b>AFTER</b> final shaving.</li><li>3. From pickle to de-greasing bath, back to pickle overnight, then to tanning steps.</li><li>4. Lipa-Solve 77 can also be used as a degreaser in the pickle (1 oz. per gallon).</li></ol>		
Avoid eye and skin contact. May be harmful or fatal if swallowed. Keep container closed and store in a cool place away from open flames. Handle with care using good industrial practices.		<b>Sales and Support</b> www.TruBondTanning.com 989-600-0869

# No-Harm Pickling Acid

Pint, Quart and Half Gallon Labels: 4" w x 3" t

**Shake Well**

**TRUBOND**  
TANNING PRODUCTS, LLC  
FORMULATED FOR SUCCESS

 [facebook.com/TruBondTanning](https://www.facebook.com/TruBondTanning)

## No-Harm Pickling Acid

**Pickling Instructions:** (Basic Instructions)

1. Per gallon of warm water (*not exceeding 90 degrees*) add 1 lb. of salt. 2.5 gallons of pickle is recommended per deer cape.
2. When using No-Harm Pickling Acid add 1/2 oz. per gallon of water.  
If using Citric Acid add 3 oz's. per gallon of water.
3. A pH of 1.5 - 2 is best.
4. Skins should remain in the pickle solution for 24-48 hours before shaving. Stir/agitate pickle daily. (*Skins can remain in the pickle for an extended period of time as long as the pH is maintained.*)
5. Once shaved, skins should be put back in pickle overnight. Adjust pH as needed.
6. Re-Shave skins as needed the next day.

Avoid eye and skin contact. May be harmful or fatal if swallowed. Keep container closed and store in a cool place away from open flames. Handle with care using good industrial practices.

**Sales and Support**  
[www.TruBondTanning.com](http://www.TruBondTanning.com)  
989-600-0869

Gallon and 5 Gallon Bucket Labels: 5.5" w x 4" t

**Shake Well**

**TRUBOND**  
TANNING PRODUCTS, LLC  
FORMULATED FOR SUCCESS

 **Talk TruBond**  
tanning with us at:  
[facebook.com/TruBondTanning](https://www.facebook.com/TruBondTanning)

## No-Harm Pickling Acid

**Pickling Instructions:** (Basic Instructions)

1. Per gallon of warm water (*not exceeding 90 degrees*) add 1 lb. of salt. 2.5 gallons of pickle is recommended per deer cape.
2. When using No-Harm Pickling Acid add 1/2 oz. per gallon of water.  
If using Citric Acid add 3 oz's. per gallon of water.
3. A pH of 1.5 - 2 is best.
4. Skins should remain in the pickle solution for 24-48 hours before shaving. Stir/agitate pickle daily. (*Skins can remain in the pickle for an extended period of time as long as the pH is maintained.*)
5. Once shaved, skins should be put back in pickle overnight. Adjust pH as needed.
6. Re-Shave skins as needed the next day.

Avoid eye and skin contact. May be harmful or fatal if swallowed. Keep container closed and store in a cool place away from open flames. Handle with care using good industrial practices.

**Sales and Support**  
[www.TruBondTanning.com](http://www.TruBondTanning.com)  
989-600-0869


# Permatan 2000

## Only need the Large Label

Gallon and 5 Gallon Bucket Labels: 5.5" w x 4" t

**Submersible**

**TRUBOND**  
TANNING PRODUCTS, LLC  
FORMULATED FOR SUCCESS

  
Talk TruBond  
tanning with us at:  
[facebook.com/TruBondTanning](https://www.facebook.com/TruBondTanning)

### Permatan 2000

**Submersible Tan Application: (Basic Instructions)**  
Pickled skins should be drained of pickle, weighed and placed directly into solution outlined below!

1. Per whitetail cape mix 2 1/2 gallons of water with 1 1/4 lb. of salt (1/2 lb. per gallon). Initial water temp should be 85 degrees.
2. For each pound of drained skin weight add 1 oz. Permatan 2000 to salt and water solution.
3. Skins remain in solution overnight.
4. The next morning slowly add baking soda until pH reaches 4.5 - 5. Let stand for 30 minutes.
5. Drain skins, let dry to desired moisture content.
6. Skin can then be oiled with either Lubri-Stretch 1000 (light skinned animals) or Lubri-Stretch 2000 (heavy skinned animals, i.e. elk, moose).

Avoid eye and skin contact. May be harmful or fatal if swallowed. Keep container closed and store in a cool place away from open flames. Handle with care using good industrial practices.

**Sales and Support**  
[www.TruBondTanning.com](http://www.TruBondTanning.com)  
989-600-0869